

Sustainability of the Palm Oil Industry: An Empirical Study of the Development of Sustainable Oil Palm in Bengkalis Regency, Indonesia

by Nofrizal Nofrizal

Submission date: 13-Jul-2022 10:58AM (UTC+0700)

Submission ID: 1869929519

File name: IJSDP-Sustainability_of_the_palm_oil_Industry.pdf (1.47M)

Word count: 7280

Character count: 40034

9

Sustainability of the Palm Oil Industry: An Empirical Study of the Development of Sustainable Oil Palm in Bengkalis Regency, Indonesia



Fitri Hariyanti^{1,2}, Almasdi Syahza^{1*}, Zulkarnain¹, Nofrizal¹

5

¹ Department of Environmental Science, Graduate Program Riau University, Pekanbaru, Riau 28127, Indonesia

² Division of Regional Accounts and Statistical Analysis, BPS-Statistics of Riau Province, 12 Pattimura Street, Pekanbaru, Riau 28131, Indonesia

Corresponding Author Email: almasdi.syahza@lecturer.unri.ac.id

<https://doi.org/10.18280/ijstdp.170110>

ABSTRACT

Received: 12 November 2021

Accepted: 28 January 2022

Keywords:

rapid appraisal technique, sustainability analysis, SDGs, ISPO

Bengkalis' economy has continued to contract since 2012. This is due to its very high dependence on oil and gas. It is necessary to develop other sectors that have high potential, such as oil palm plantations and the CPO processing industry which are in line with the Sustainable Development Goals (SDGs). Taking into account the complexities and problems that are quite complicated in the processing of the CPO industry, it is necessary to conduct research to determine the sustainability status of the CPO industry, identify factors that have high sensitivity/influence, and formulate the best scenario for its development. The analytical method used in this study is the Multi Dimensional Scaling (MDS) technique through the Rapid Appraisal Technique (RAP) approach with a multidimensional approach (economic, social, environmental, technological, and institutional). The research was conducted in Bengkalis Regency with respondents being managers of CPO processing industry companies with instruments in the form of questionnaires and structured through in-depth interviews. The data used is primary data. The results showed that the CPO processing industry was classified as sustainable with an index of 59.76. Dimensions included in the less sustainable category are environmental and technological dimensions. This shows that the CPO processing industry has not paid attention to environmental conditions and has not maximized technology to achieve its goals. With an optimistic scenario, the results show an increase in status to be very sustainable with an index of 78.78.

1. INTRODUCTION

Bengkalis is one of the rich regencies in Riau Province which is dominated by oil and gas mining. The economy's dependence on oil and gas has caused Bengkalis' economic growth continuously contracted since 2012. This was due to a natural declining process that led oil production to continue to decline from year to year [1]. Dependence on oil and gas must be reduced by developing other sectors that have high potential, such as palm oil plantation and processing industry with a contribution of 13 percent and 9 percent, respectively. The main commodity that dominates the two sectors is palm oil. This commodity is known as a leading commodity in Riau [2].

Palm oil commodities, both plantations, and industries have impact on the surrounding community and job opportunities. These job opportunities include the appearance of a food and beverage business (restaurant), a transportation business, a home industry, the development of a village bank unit. On the other side, increasing purchasing power has led to the appearance of markets in residential and rural areas. Synergistically, the level of income and welfare of the community has also increased. In addition, consumption patterns and education of rural communities will increase. This can be seen from the increase in the welfare index of rural communities. From 2016 through 2018, the welfare index increased by 0.16. This means that the welfare of rural

communities in the 2016-2018 period increased by 16% compared to the previous period. It turns out that oil palm farming contributes to the family economy in rural areas [3]. Plantation activities have opened up business opportunities in rural areas [4]. Economic growth in rural areas has expanded its business activities in the tertiary sector.

Market demand for CPO continues to increase, this shows that the future and potential of the palm oil industry will continue to grow. However, the huge and strategic potential of the CPO processing industry is not directly proportional to the quality of environmental management. The negative impacts of culture and exploitation of oil palm, such as river pollution and air pollution due to chemical pollution, have not been handled properly. The biggest challenge for the Indonesian palm oil industry now and in 14 years to come is in the form of negative campaigns on the impact of plantation expansion and the increasing perception of environmental degradation as a result of fertilizers and chemical use which have an impact on river water pollution, reduced groundwater quantity, soil erosion, and air pollution [5].

However, the CPO industry also has benefits such as economic, social value, and can be a friendly renewable energy source. The economic benefits of the CPO industry are being the main source of foreign exports, building the regional economy and increasing economic growth, increasing the income and welfare of farmers and industrial workers. Socially,

the CPO industry is useful in absorbing labor and reducing unemployment, as well as reducing poverty [3]. Besides, the CPO industry is also a provider of raw materials to produce two types of renewable energy, specifically first-generation biofuel in the form of biodiesel and second-generation fuel in the form of bioethanol (biomass-based) and biogas (POME-based). Meanwhile, the economic potential and environmental impacts of the palm oil industry have been widely discussed, especially regarding oil palm plantations. The results of research by [26] and Ndubisi, partner companies are very influential in the implementation of oil palm plantation development policies. On the other hand, the success of oil palm farmers is closely related to productivity and support for raw materials for the oil palm industry [6]. Palm oil waste in the form of stems and midribs can be reused and has economic value, especially in rural areas [7]. Plantation development (green economy) contributes to clean air for the surrounding community [8]. Adequate land tenure helps to address the underlying problem of poverty among small-scale indigenous peoples in Peninsular Malaysia [9].

The government has issued policies related to oil palm development that must be in line with sustainable development goals (SDGs) [3]. In its journey, the sustainability of the palm oil processing industry (CPO) has complexities and quite complicated problems. Environmental issues that are important issues regarding industrial sustainability and belief in the benefits resulting from economic, social, environmental, technological, and institutional aspects are justification and urgency why more comprehensive research is needed to dig deeper into the potential, urgency, and sustainability of the palm oil industry (CPO).

This study aims to determine the extent to which sustainability is multidimensional and for each dimension (economic, social, environmental, technological, and institutional), and to identify sensitive variables that affect the sustainability of the CPO industry in Bengkalis. By using questionnaires and structured questions through in-depth interviews with managers of CPO processing industry companies, primary data will be generated which will then be analyzed using Multi Dimensional Scaling (MDS) with the Rapid Appraisal Technique (RAP) approach and leverage analysis to determine factors that have high sensitivity/influence on sustainability. The benefits of this research study can be a reference for developing a sustainability system for the CPO industry to achieve the Sustainable Development Goals.

2. METHODOLOGY

The data used in this study are primary data obtained from interviews with managers of the palm oil processing industry in 2020 because they are considered to know the overall performance or operations of the mill. Of the 10 industries in Bengkalis Regency, 6 industries responded and were willing to be interviewed. The data consists of several variables that contain the conditions of each industry. The research variables used in this study were 41 variables which were divided into 5 dimensions as presented in Table 1.

In the approach used to assess development sustainable development is not only seen from three dimensions (economic, ecological, and socio-cultural). The analysis of the sustainability of the palm oil processing industry is built using five dimensions, namely economic, social, environmental, technological, and institutional. Because it sees the very

important role of the technological and institutional dimensions in the development of CPO processing. Each dimension consists of several measurement indicators. From the analysis results obtained sustainability status for each dimension.

Table 1. Research variable

Dimension	Number of Variables
Economic	9
Social	7
Environmental	10
Technological	9
Institutional	6
Total	41

The sustainability analysis of the palm oil processing industry in Bengkalis Regency was carried out using a Multi-Dimensional Scaling (MDS) technique through a Rapid Appraisal Technique (RAP) approach. MDS is a multivariate technique that can be used to determine the position of an object relative to other objects based on its similarity. This technique is used to determine sustainability [10, 11]. The RAP method was developed by the Fisheries Center. RAP is used to determine the sustainability status in the field of natural resources [12]. The advantage of this method is that RAP is a simple but comprehensive sustainability evaluation analysis and is identically used for a multi-disciplinary rapid assessment and evaluation of the sustainability of the palm oil industry [13].

However, this method also has a weakness, namely the uncertainty aspect caused by a). The impact of errors in scoring due to lack of information, b). The impact of diversity in scoring due to differences in assessment, errors in data entry, and c). The high stress value obtained from the ALSCAL algorithm. Therefore, it is necessary to carry out a Monte Carlo analysis technique which is a simulation method to evaluate the impact of random error on all dimensions [14].

The multidimensional RAP analysis process in this study was carried out through several stages as follows: 1) Determination of the dimension variables to evaluate the condition of the palm oil processing industry in Bengkalis Regency; 2) Assessment of variables on an ordinal scale based on dimensional sustainability criteria; 3) Data analysis using RAP-Multidimensional technique; 4) Assessing the index value and sustainability status of multidimensional as well as on each dimension; 5) Assessing sensitive variables that affect sustainability by using leverage analysis; and 6) Assessing the effect of errors in calculations using Monte Carlo analysis.

The MDS approach in RAP gives stable results compared to other multi-variable analysis methods (e.g. Factor Analysis) [12]. All data from the variables considered in this study are analyzed multidimensionally to determine points that reflect the position of sustainable development in each region. The reference point of the analysis is good and bad. The position of the points of sustainability of this development will visually be very difficult to imagine given the many dimensions. Therefore, to make it easier to visualize the position of a variable with other variables based on similarities or preferences, ordination analysis using the MDS method is used.

In the RAP-MDS analysis process which produces several error probabilities, it is necessary to evaluate the process error so that a Monte Carlo simulation is needed as a test of validity and accuracy. A Monte Carlo analysis was carried out to assess

the dimensions of uncertainty in the MDS. The results of the Monte Carlo analysis show that at the 95 confidence level for each dimension there is not much difference, the difference is relatively small. This situation shows that the simulation using Rap-MDS has a high level of confidence. If the results of the Monte Carlo simulation do not change significantly or have a very small difference in value, it can be said that the index results have been able to overcome random errors [12]. The simulation also serves to see the level of stability of the results.

In MDS, the same two objects are mapped in a point that is close to each other. On the other side, dissimilar objects are represented by points that are far apart. The score for each variable will form a matrix which is then standardized for the score for each variable. Thus, each variable has a uniform weight and differences between measurement scales can be eliminated. The standardization method used is as follows:

$$X_{iksd} = \frac{X_{ik} - X_k}{S_k} \quad (1)$$

where, X_{iksd} : The standard score value of the i -th region on the k -th variable; X_{ik} : The initial score value of the i -th region on the k -th variable; X_k : The median score on the k -th variable; S_k : The standard deviation on the k -th variable.

The distance between regions (including their reference points) is calculated using the Euclidean Distance Squared/Seuclid method. The Euclidean distance between object i and object j is defined as [15]:

$$d_{ij}^2 = \sum_{k=1}^n (X_{ik} - X_{jk})^2 \quad (2)$$

where, X_{ik} is the observation value of the i -th object on the k -th variable, while X_{jk} is the observation value of the j -th object on the k -th variable.

This distance value is then sorted from the largest to the smallest. After that, create an ordinance for all dimensions based on the Multi-Dimensional Scaling analysis algorithm. Furthermore, the original dimensions of the number of variables are reduced to only two (2) dimensions which will be the x -axis and y -axis. The distance between objects is again calculated but now uses 2 dimensions. Then calculated the feasibility value of the Multi-Dimensional Scaling model can be seen from the stress value. The Kruskal Stress formula is usually used for the goodness of fit model which is defined as follows:

$$S - Stress = \left(\frac{\sum_{i=j}^n (d_{ij} - \hat{d}_{ij})^2}{\sum_{i=j}^n d_{ij}^2} \right)^{1/2} \quad (3)$$

where, d_{ij} : distance between the i -th object and the j -th object; \hat{d}_{ij} : similarities (distance between pairs of objects into a new size) between the i -th object and the j -th object.

Table 2. Sustainability status index value

Index Value	Status
0.00-25.00	Unsustainable
25.01-50.00	Less sustainable
50.01-75.00	Quite sustainable
75.01-100.00	Highly Sustainable

Goodness of fit in the MDS is reflected in the value of S-

Stress and R^2 . A good model is indicated by the S-Stress value which is smaller than 0.25 or $S < 0.25$ and R^2 which is close to 1. The sustainability index scale of the system under study has an interval of 0 percent to 100 percent. There are four categories of sustainability status as shown in Table 2 [16].

3. RESULT AND DISCUSSION

In this study, an analysis was conducted using the Multi-Dimensional Scaling (MDS) technique through the Rapid Appraisal Technique approach to determine the sustainability status of the palm oil processing industry in Bengkalis Regency.

3.1 Sustainability multidimensional analysis of the palm oil industry

The RAP-Multidimensional analysis produces a sustainability index value for the palm oil processing industry in Bengkalis Regency. From the results of the analysis, it is known that the sustainability status is as follows.

Table 3. Multidimensional sustainability index and status

Scope	Index	Status
Multidimensional	59.76	Quite Sustainable

Based on Table 3, it can be seen that the sustainability status of the condition of the palm oil industry in Bengkalis Regency is included in the fairly sustainable category. This is because the index value is in the range of 50.01 – 75.00. The index value was obtained based on the analysis of 41 variables included in five dimensions, there are economic (9 variables), social (7 variables), environmental (10 variables), technological (9 variables), and institutional (6 variables).

Figure 1 shows the value of the sustainability index for each dimension, where the lowest value is 34.48 for the technology dimension, followed by the environmental dimension index of 43.39. Thus, the technological and environmental dimensions are included in the less sustainable category. Meanwhile, the social dimension achieved the highest score, which is 78.95 and included in the very sustainable category. The economic and institutional dimensions are categorized as quite sustainable because the index value is in the range of 50.01 – 75.00, which is in line with the results of research by Syahza and Irianti, palm oil and its derivative products cause economic multiplier effects in rural areas, especially in the centers of oil palm plantations [17].

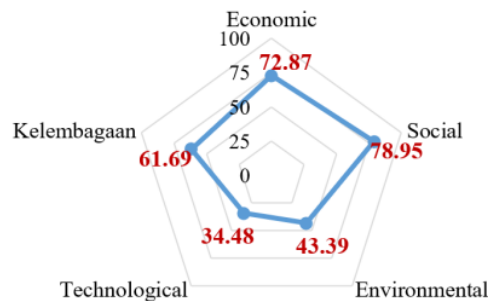


Figure 1. Multidimensional sustainability index diagram

3.2 The sustainability analysis of the palm oil industry for each dimension

In addition to analyzing the sustainability status of the multidimensional palm oil industry in Bengkalis Regency, the RAP analysis is also reviewed based on dimensions. Furthermore, a sensitivity analysis (leverage analysis) was carried out to determine the variables that affect the sustainability of the palm oil processing industry in Bengkalis Regency.

3.2.1 Economic dimension

Analysis of the sustainability index of the palm oil industry on the economic dimension shows an index value of 72.866. Visually, it can be seen that the index value is in the range of 50.01-75.00 so that the economic dimension is included in the fairly sustainable category (Figure 2).

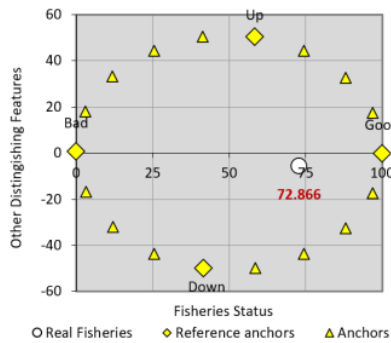


Figure 2. Sustainability status of economic dimension

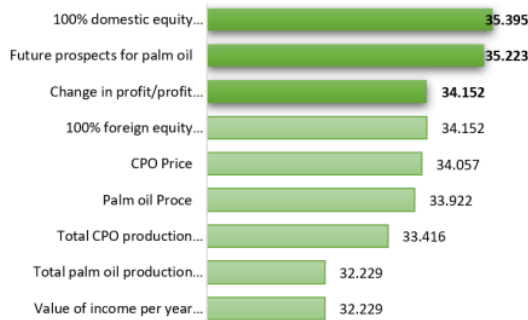


Figure 3. Leverage analysis of economic dimension

The value of the sustainability of the palm oil industry which is quite high in the economic dimension in Bengkalis Regency is influenced by several variables that get a fairly high score. Most of the industry's optimism in assessing the prospects for palm oil in the future is getting better. The proportion of domestic capital ownership which is higher than foreign ownership is one of the most sensitive variables. To find out in more detail which variables are sensitive to the economic dimensions of oil palm sustainability, see Figure 3.

Based on the results of the leverage analysis as shown in Figure 3, the 9 variables analyzed 3 sensitive variables affect the value of the sustainability index of the economic dimension, namely (1) 100% domestic capital ownership, (2) future prospects palm oil, (3) change in profit compared to

year. Therefore, in order for economic sustainability to be achieved or to be further improved, these three variables need to be prioritized. This is in line with the results of research by Syahza and Asmit, plantation activities had not only shifted the focus of community livelihood from the primary sector, but also expanded the scope of their business to the tertiary sector [2].

3.2.2 Social dimension

The results of the RAP calculation show that the index of the palm oil industry in the Bengkalis Regency is 78.952 (presented in Figures 4 and 5). This figure is the highest index value when compared to other dimensions. This makes Bengkalis Regency into the highly sustainable category because it has an index value of more than 75 percent.

The existence of the palm oil industry in Bengkalis Regency has had an impact on the social aspects of the community around the company. One of the sustainable palm oil industries is to have a social responsibility towards workers and the surrounding community. The efforts of the palm oil industry in the Bengkalis Regency are carried out to provide a more positive social impact to the surrounding community. This is evidenced by the high value of the social dimension index.

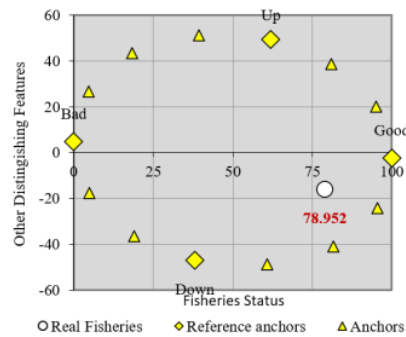


Figure 4. Sustainability status of social dimension

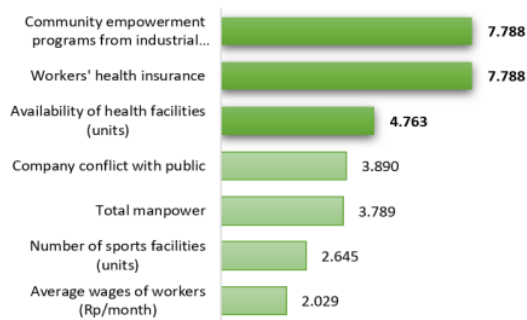


Figure 5. Leverage analysis of social dimensions

Based on the results of the analysis of leverage on the social dimension, three variables that have high leverage are (1) community empowerment programs, (2) workers' health insurance, and (3) availability health facilities (Figure 5). This means that to improve the sustainability status of the social dimension, these three attributes need to get attention and consideration. On the other hand, Ayob revealed that

entrepreneurs have the ability to address social and economic problems that cannot be necessarily be handled by both the government and companies. Collaborations established by entrepreneurs have greater potential for solving social and economic problems in the community, especially in developing countries [18].

3.2.3 Environmental dimension

Environmental issues are still one of the main challenges in the development of the palm oil industry. Starting from deforestation due to the clearing of new land for oil palm plantations as the main raw material for the CPO industry to waste generated from the CPO industry, both liquid, solid, and gas waste. Although it is undeniable that in a production activity there will be waste generated if the waste is managed and processed properly then the negative impact that can be caused can be minimized.

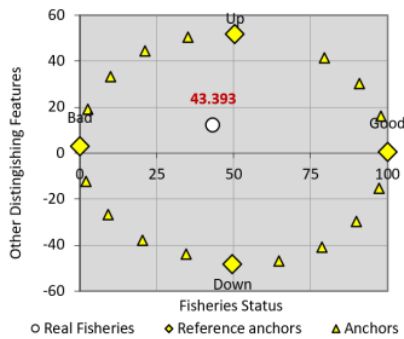


Figure 6. Sustainability status of environmental dimension

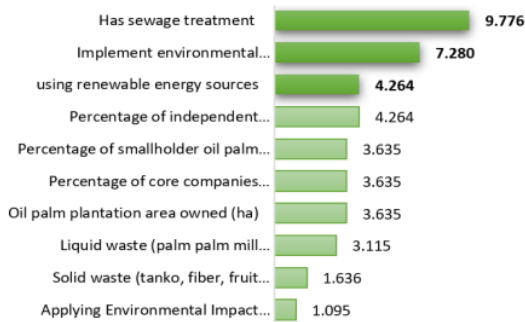


Figure 7. Leverage analysis of environmental dimensions

From the analysis of the sustainability index of the palm oil industry (CPO), the environmental dimension shows a value of 43.39 with a less sustainable status. The results of the analysis are presented in Figures 6 and 7. The low value of sustainability in this dimension is due to several things, including the high demand for palm oil raw materials, both from independent smallholders, plasma plantations. This shows that the need for land for oil palm plantations is very large, if there is no increase in oil palm productivity, it is possible that new land clearing will continue to meet the increasing demand for CPO production. Very few companies apply sustainable principles so that Indonesian Sustainable Palm Oil (ISPO) is required for industry standards [19]. Most oil palm plantation companies do not care about sustainable

development, this is evidenced by the low implementation of the Roundtable on Sustainable Palm Oil (RSPO) and ISPO in the field, both from the company side and from the farmer side [20]. As oil palm plantations develop, the potential environmental impacts must be comprehensively controlled [21]. Another thing that causes the sustainability index value for the environmental dimension is the high amount of waste produced by the CPO industry, both solid (empty fruit bunches, fiber, fruit shells, and burning ash) and liquid (palm oil mills effluent/POME). The waste generated is directly proportional to the amount of production value produced by the CPO industry. If it is not managed properly it will damage the environment and it is also possible to cause disputes with the community around the CPO mill.

From the results of the environmental sustainability leverage analysis, shown in Figure 7, it is known that from the 10 variables analyzed there are 3 sensitive variables affecting the sustainability of the palm oil processing industry, namely (1) have sewage treatment, (2) implement environmental management and (3) using renewable energy resources.

The third factor or variable, namely the use of new and renewable energy is not an easy path for the industrial world because it requires a large investment cost to make it happen. Currently, the government is aggressively encouraging industrial companies to be able to use new and renewable energy (EBT) by providing incentives in the hope that in the future they can produce industrial products that are supported by clean energy.

3.2.4 Technological dimension

The increasing global demand for palm oil as a raw material for various types of daily products, as well as an effort to meet the needs of the domestic and world markets in the use of biofuels, requires science and technology to increase productivity of palm oil in a sustainably.

From the analysis of the sustainability index of the palm oil industry (CPO), the technological dimension is 34.48. This value is classified as very low and is categorized as less sustainable. This is because there are still few CPO industrial companies that develop CPO derivative products, not even a single company that does refining or processing CPO into finished goods. Likewise with biodiesel production, in Bengkalis there is no single CPO industry that also produces biodiesel, even though domestic demand for biofuels is very high. The results of the technology sustainability analysis are presented in Figures 8 and 9.

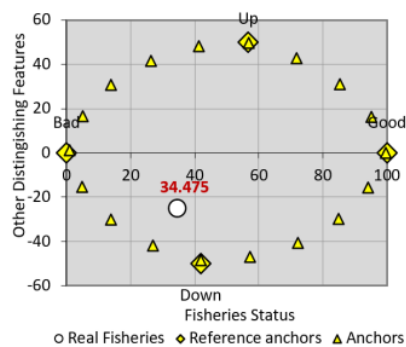


Figure 8. Sustainability status of technological dimension

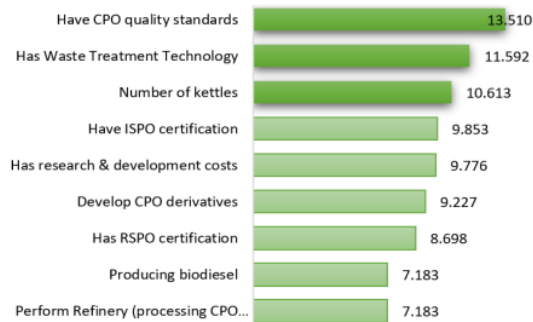


Figure 9. Leverage analysis of technological dimensions

Another factor that causes the low value of sustainability in the technology dimension is the low number of CPO industrial companies that already have RSPO and ISPO certifications [19-22]. RSPO and ISPO have a goal to ensure the continuity of the palm oil industry that is sustainable and environmentally friendly. Or in other words, it is hoped that the oil palm industry can continue to develop without ignoring the problems of forest destruction, preservation of flora and fauna, and the welfare of communities around oil palm plantations. Another sustainable manufacturing, there is a difference where the current achievement of this practice in Malaysian mills is seen to be slightly lower than the priority given to them [23].

Based on the results of the leverage analysis as shown in Figure 9, 3 variables are most sensitive to affect the value of the sustainability index value of the technology dimension of the palm oil processing industry (CPO), namely (1) have CPO quality standards, (2) has waste treatment technology, and (3) the number of kettles/boilers. Thus, so that this sustainability can be maintained and even improved in the future, the existence of these variables needs serious attention. It is intended that the use of innovation and technology can increase the productivity of the CPO industry in a sustainable manner.

3.2.5 Institutional dimension

Institutional is a human relationship that is formed through a group structure in society that is formed to regulate an organization with the same goal and is limited by norms and codes of ethics for the success of the initial formation of the institution. In the system, both plantations and the oil palm industry, there are many institutions that play a role related to input access, financial access, market access, institutional access, land access, and access to information technology. Based on the sustainability analysis of the palm oil processing industry, the score is 61.69 (Figure 10). The index value on this dimension indicates the moderately sustainable status.

From the results of the leverage analysis (Figure 11), it can be seen that the variables or factors that are sensitive to the sustainability of rice availability, on the institutional dimension there are 3 variables, namely (1) join labor unions, (2) have partnership with companies others, and (3) have a assisted farmer groups.

Trade unions as a forum for workers play a role as a tool to fight for, protect, defend the interests and welfare of workers and their families. The existence of trade unions can be a link between workers and companies to minimize conflicts that may occur between workers and companies. Therefore, the existence of trade unions is very important in the CPO industry.

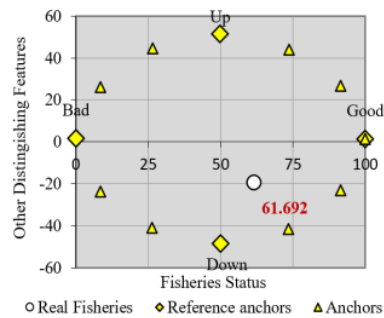


Figure 10. Sustainability status of institutional dimension

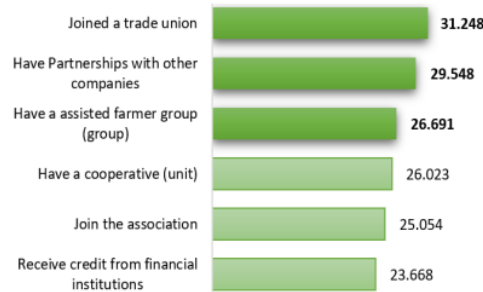


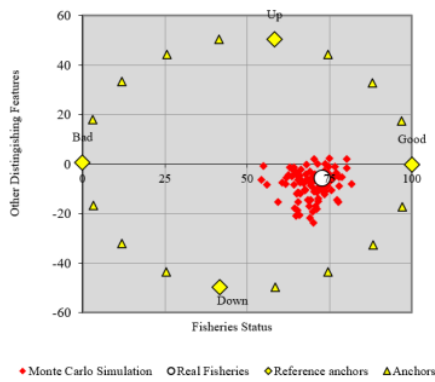
Figure 11. Leverage analysis of institutional dimensions

Another important factor in the institutional dimension is the existence of partnerships with other companies and the community. In the production process of the CPO industry, from input to marketing, the involvement of other companies and the community is very much needed. One form of partnership with other companies and the community, including in terms of supplying raw materials, requires Fresh Fruit Bunches (FFB) from independent oil palm and plasma farmers. In some CPO industrial companies, in terms of transportation, partnerships with other companies are needed to bring CPO to large holding companies. The development of oil palm plantations has created entrepreneurial capabilities for farmers who are able to capture business opportunities in the agricultural sector, especially the plantation sub-sector [24].

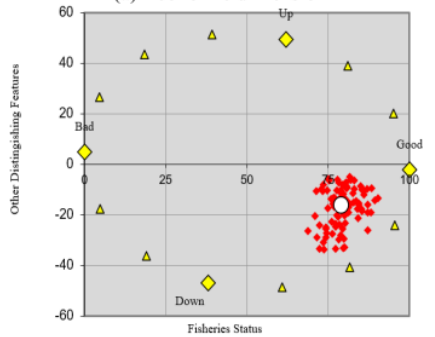
3.3 Monte Carlo analysis

The results of the Monte Carlo analysis show that the value of the sustainability index of the palm oil industry in the Bengkalis Regency shows results that are not much different from the results of the RAP analysis. The Monte Carlo analysis in this study was repeated 100 times, the repeated data analysis process was quite stable and errors in data input and data loss could be avoided.

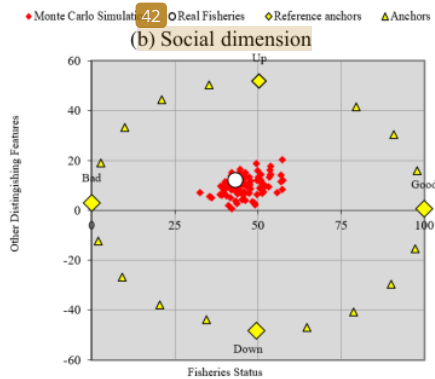
The results of the Monte Carlo analysis can be seen in Figure 12 as the output of the RAP analysis. In the figure, it can be seen that the plot points collect or clump together at one point. That is, the results of this analysis are convergent in determining the sustainability status of the palm oil processing industry in Bengkalis Regency. Thus, it can be stated well and prove that the effect of error can be avoided. This is in line with the results of previous studies which also used Monte Carlo Simulation [25-27].



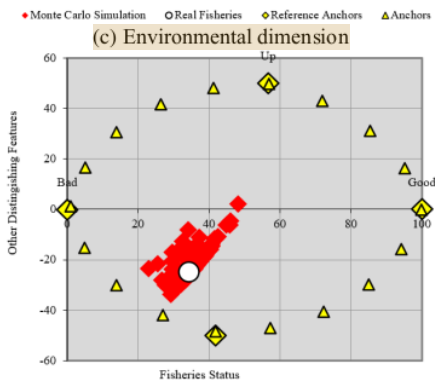
(a) Economic dimension



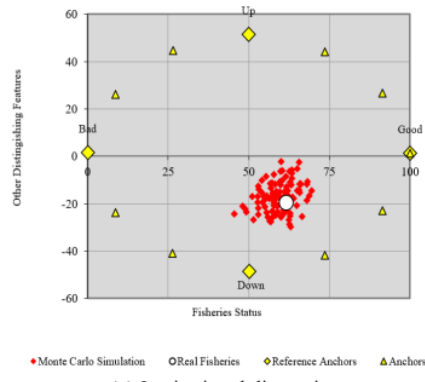
(b) Social dimension



(c) Environmental dimension



(d) Technological dimension



(e) Institutional dimension

Figure 12. Monte Carlo analysis

3.4 Goodness of fit

To describe the RAP statistically, the measurement of the R-Square value (square of correlation) of each dimension is used. The requirement for the S-Stress (Standard Residual Sum of Square) value must be less than 25 percent or 0.25. Meanwhile, the R-square is close to 100 percent or 1. In Table 4, the values of S-Stress and R-Square are presented.

Table 4. S-stress and R-square per dimension

Dimension	S-stress	R-square
Economic	0.00267	0.99926
Social	0.00089	0.99953
Environmental	0.00045	0.99976
Technological	0.00000	0.99990
Institutional	0.00087	0.99943

The five dimensions have an S-Stress value less than 0.25 and the R-Square value obtained shows a value close to 1 or 100%. Thus the results of the analysis of the level of sustainability of the palm oil processing industry in Bengkalis Regency have met the goodness of fit criteria so that it is feasible to. The same results were also obtained from previous studies that used S-Stress and R-Square in calculating goodness of fit [14].

3.5 Sustainability status improvement strategy

The results of the analysis of RAP multidimensional and Montecarlo both show that the index value of the sustainability index of the palm oil processing industry in the Bengkalis Regency is in a fairly sustainable status. For this index value to continue to increase until it reaches a very sustainable status in the future, it is necessary to make improvements to the sensitive variables that influence and become key variables on the index value of the economic, social, technological, and institutional dimensions. The same study also uses an optimistic strategy to improve the status of sustainability villages in the Meranti Islands Regency [28]. Table 5 contains the variables that become the key variables according to the level of influence on each dimension.

Various policies can be developed from key variables according to their level of influence on each dimension. Table 6 presents an overview of policy recommendations that can be applied to improve the status of sustainability.

Table 5. Dimension and key variables

No	Dimension	Key variables	Score
1	Economic	100% domestic equity ownership	35,39
		Future prospects for palm oil	35,22
		Change in profit/profit compared to years	24,15
2	Social	Community empowerment programs from industrial companies	7,79
		Workers' health insurance	7,79
		Availability of health facilities (units)	4,76
3	Environmental	Has sewage treatment	9,78
		Implement environmental management	4,26
		Using renewable energy sources	4,26
4	Technological	Have CPO quality standards	13,51
		Has Waste Treatment Technology	11,59
		Number of kettles	10,61
5	Institutional Dimension	Joined a trade union	31,24
		Have Partnerships with other companies	29,54
		Have Partnerships with other companies	26,69

Table 6. Policy recommendations for improving the status of sustainability

No	Dimension	Policy Recommendations
1	Economic	Ensuring efforts to provide incentives in the form of tax and levy relief; and convenience for domestic investors in the form of providing data and information, facilities and infrastructure, land or location, technical assistance, simplification of licensing, and certification, especially in leading sectors
		Ensuring that long-term CPO exports remain good and the government's efforts to prioritize the development and use of renewable energy, one of which is the use of Biodiesel
		Ensuring an increase in profits or profits for the CPO Industry through efforts to expand or develop the industry in fields that are still related to the main product (CPO)
2	Social	Adding criminal sanctions in the legislation if community empowerment is not carried out, or making community empowerment an obligation for the company to be carried out.
		Ensure that BPJS (Social Security Administering Bureau) is a government-owned public legal entity that organizes health insurance programs for the entire community, including taking action to pick up the ball directly to the company so that all employees have worker health insurance.
		Ensuring that every CPO industrial company is required to implement an occupational health program (Depnakertrans regulations), there is at least 1 first aid worker at each work location that affects the provision of first aid for employees with health problems that must be treated immediately.
3	Environmental	Ensuring that the industry 45 is an WWTP (Wastewater Treatment Plant) infrastructure and a waste treatment plant in accordance with Law no. 32 of 2009 concerning the Protection and Management of the environment.
		Ensuring that the CPO industry must increase the value of the Corporate Performance Rating Assessment Program (PROPER) to blue, green, and gold in environmental management within a certain period of time, if it cannot increase the proper value, the CPO industrial company will be given strict sanctions.
		Provide incentives to companies/industry that use new and renewable energy to trigger a clean energy mix and produce industrial products that are supported by clean energy
4	Technological	Ensuring the industry implements quality control as an effort to improve quality, starting from the initial input in the form of providing raw materials, production processes, to the output process of finished goods.
		Ensuring the industry carries out waste treatment to minimize the waste generated. For this type of waste can be reused as fuel, fertilizer, animal feed, and can also be sold to generate additional income). As for liquid waste, membrane technology and electrocoagulation can be used.
		Ensure that boilers as a source of gas pollution in the CPO industry do not use incinerators used to burn empty bunches.
5	Institutional	Ensure that the company/industry does not hinder the establishment of trade unions and is obliged to provide opportunities for workers to carry out trade union activities. If it is proven that it hinders and does not provide opportunities, then the company must be given criminal sanctions.
		The government provides physical facilities as well as facilities for obtaining capital from banks in order to stimulate the industry to develop business through partnership relationships.
		Ensuring the industry to finance farmer groups through several efforts: encouraging and guiding farmers to be able to cooperate in the economic field in groups, fostering and facilitating farmer groups, as well as providing assistance and training to farmers in order to increase farmer capacity, farmer human resources.

Table 7. Result of RAP analysis-multidimensional pessimistic scenario and optimistic scenario

No	Dimension	Pessimistic Scenario		Optimistic Scenario	
		Index	Indicator	Index	Indicator
1	Economic	72,87	Highly Sustainable	76,02	Highly Sustainable
2	Social	78,95	Highly Sustainable	78,95	Highly Sustainable
3	Environmental	43,39	Less sustainable	76,71	Highly Sustainable
4	Technological	34,48	Less sustainable	77,05	Highly Sustainable
5	Institutional	61,69	Quite sustainable	76,53	Highly Sustainable
	Multidimensional	59,76	Quite Sustainable	78,78	Highly Sustainable

The implementation of policy recommendations must be carried out to improve the sustainable status which previously had moderately sustainable status to become highly sustainable in the CPO processing industry in Bengkalis Regency. This is done by changing the value of the key variables in each dimension from the initial value (pessimistic scenario) to the maximum value (optimistic scenario) as contained in Appen 11.

Changes in the sustainability status of the results of the RAP-Multidimensional analysis compared between pessimistic and optimistic scenarios can be seen in the Table 7. A kite diagram for each scenario with values for each dimension is shown in the Figure 13.

The results show an increase in the index value in each dimension as well as in multidimensionality, all of which are in a very sustainable status.

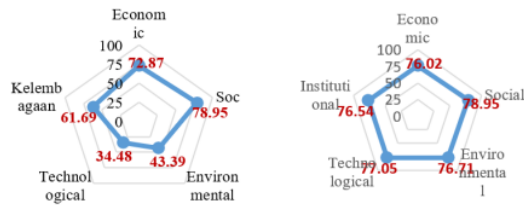


Figure 13. Multidimensional sustainability index diagram pesiimistic scenario and optimistic scenario

The implementation of policy recommendations is a long stage and must be passed properly, not only for the smooth implementation of development and achieving optimal results for the CPO industry, but also for achieving the sustainability status of the CPO industry in Bengkalis Regency.

4. CONCLUSIONS

This study resulted in a palm oil processing industry (CPO) sustainability index value of 59.76 and was categorized as quite sustainable. When viewed from each dimension, it can be seen that only one dimension indicates a very sustainable status, namely the social dimension with an index value of 78.95. The economic and institutional dimensions are categorized as quite sustainable with index values of 72.87 and 61.69, respectively.

The high value of the economic dimension index further emphasizes that the CPO processing industry actually provides economic benefits for and deserves to be continuously developed in Bengkalis district. Likewise, the high index value on the institutional dimension, explains that the CPO processing industry in its operational activities really needs good bonds between companies, communities, and other institutions.

Two dimensions that are categorized as less sustainable are environmental and technological dimensions with index values of 43.39 and 34.48, respectively. This shows that the CPO processing industry has not fully paid attention to environmental conditions and has not maximized technology to achieve its goals.

To be able to improve the sustainability status of the palm oil processing industry, an optimistic scenario can be used, by providing more specific treatment and management of the variables that have high sensitivity or influence on each

dimension, especially the variables contained in the dimensions with less status sustainable (environment and technology).

By using an optimistic scenario, the results show an increase in the index value in each dimension and multidimensionality, all of which are in a highly sustainable status with an index value of 78.78.

The findings of this study should be viewed taking into account several limitations. The first is the analytical tool used. RAP-MDS has been widely used by researchers to determine sustainability status because it is simple and comprehensive. It is hoped that in the future other researchers can use different analytical tools that are more complex which can also be used to determine sustainability status. The second limitation concerns the attributes/variables and indicators used. By using different attributes/variables in a dimension, it can produce different sustainability status result.

REFERENCES

- [1] BPS. (2020). PDRB Kabupaten Bengkalis Menurut Lapangan Usaha 2015-2019. Badan Pusat Statistik, Pekanbaru, Indonesia.
- [2] Syahza, A., Asmit, B. (2019). Development of palm oil sector and future challenge in Riau Province, Indonesia. *Journal of Science Technology Policy Management*, 11(2): 149-170. <https://doi.org/10.1108/JSTPM-07-2018-0073>
- [3] Syahza, A., Irianti, M., Suwondo., Nasrul, B. (2020). What's wrong with palm oil, why is it accused of damaging the environment? *Journal of Physics: Conference Series*, 1655(1): 012134. <http://doi.org/10.1088/1742-6596/1655/1/012134>
- [4] Asmit, B., Deddy, K. (2015). Identifying the entrepreneurship characteristics of the oil palm community plantation farmers in the Riau Area. *Gadjah Mada International Journal of Business*, 17(3): 219-236. <http://doi.org/10.22146/gamaijb.8500>
- [5] Widiati, W., Mulyadi, A., Syahza, A., Mubarak. (2020). Analysis of plantation management achievement based on sustainable development. *International Journal Sustainable Development and Planning*, 15(4): 575-584. <https://doi.org/10.18280/ijstdp.150418>
- [6] Tan, Y.C., Ndubisi, N.O. (2014). Evaluating supply chain relationship quality, organizational resources, technological innovation and enterprise performance in the palm oil processing sector in Asia. *Journal of Business and Industrial Marketing*, 29(6): 487-498. <https://doi.org/10.1108/JBIM-07-2013-0147>
- [7] Onuorah, E.O., Nwabanne, J.T., Nnabuife, E.L.C. (2015). Pulp and paper making potentials of *elaeis guineensis* (oil palm) grown in South East, Nigeria. *World Journal of Engineering*, 12(1): 1-12. <https://doi.org/10.1260/1708-5284.12.1.1>
- [8] Ajayi, S.O., Oyedele, L.O., Jaiyeoba, B., Kadiri, K., David, S.A. (2016). Are sustainable buildings healthy? An investigation of lifecycle relationship between building sustainability and its environmental health impacts. *World Journal of Science, Technology and Sustainable Development*, 13(3): 190-204. <https://doi.org/10.1108/WJSTSD-01-2016-0015>
- [9] Saifullah, M.K., Kari, F.B., Othman, A. (2018). Poverty among the small-scale plantation holders: Indigenous

- communities in Peninsular Malaysia. *International Journal of Social Economics*, 45(2): 230-245. <https://doi.org/10.1108/IJSE-10-2016-0296>
- [10] Parente, E. (2011). Analytical methods: Multivariate statistical tools for chemometrics. *Encyclopedia of dairy sciences* (Second Edition), 93-108. <https://doi.org/10.1016/B978-0-12-374407-4.00009-1>
- [11] Borg, I. (2011) Multidimensional Scaling. In: Lovric M. (eds) *International Encyclopedia of Statistical Science*. Springer, Berlin, Heidelberg https://doi.org/10.1007/978-3-642-04898-2_385
- [12] Pitcher, T.J., Preikshot, D. (2001). RAPFISH: A rapid appraisal technique to evaluate the sustainability status of fisheries. *Fisheries Research*, 49(3): 255-270. [https://doi.org/10.1016/S0165-7836\(00\)00205-8](https://doi.org/10.1016/S0165-7836(00)00205-8)
- [13] Dewar, N.R., Ager, W., Ryan, K., Hargan, I., Hubbard, G., Kearney, N. (2008). Using a rapid appraisal approach in a nationwide, multisite public involvement study in Scotland. *Qualitative Health Research*, 18(6): 863-869. <https://doi.org/10.1177/1049732308318735>
- [14] Fauzi, A., dan Suzy, A. (2005). *Pemodelan sumberdaya perikanan dan kelautan. Untuk Analisis Kebijakan*. PT Gramedia Pustaka Umum. Jakarta.
- [15] Rencher, A.C. (2002). *Methods of Multivariate Analysis* (Second Edition). John Wiley & Sons, Inc., Canada, USA.
- [16] Johnson, R.A., Wichern, D.W. (2006). *Applied Multivariate Statistical Analysis* (Sixth Edition). Pearson Prentice Hall, New Jersey, USA.
- [17] Syahza, A., Irianti, M. (2021). Formulation of control strategy on the environmental impact potential as a result of the development of palm oil plantation. *Journal of Science Technology Policy Management*, 12(1): 106-116. <https://doi.org/10.1108/JSTPM-06-2019-0059>
- [18] Ayob, N., Yap, C.S., Sapuan, D.A., Rashid, M.Z.A. (2013). Social entrepreneurial intention among business undergraduates: An emerging economy perspective. *Gadjah Mada International Journal of Business*, 15(3): 249-267. <http://doi.org/10.22146/gamaijb.5470>
- [19] Harsono, D., Chozin, M.A., Fauzi, A.M. (2012). Analysis on Indonesian sustainable palm oil (ISPO): A qualitative assessment the success factors for ISPO. *Jurnal Manajemen & Agribisnis*, 9(2): 39-48. <https://doi.org/10.17358/jma.9.2.39-48>
- [20] Anwar, R., Sitorus, S.R.P., Fauzi, A.M., Widiatmaka, Machfud. (2016). Achievement of Indonesian sustainable palm oil standards of palm oil plantation management in East Borneo Indonesia. *Jurnal Penelitian Tanaman Industri*, 22(1): 11-18.
- [21] Syahza, A. (2019). The potential of environmental impact as a result of the development of palm oil plantation. *Management of Environmental Quality*, 30(5): 1072-1094. <https://doi.org/10.1108/MEQ-11-2018-0190>
- [22] Utami, R., Kumala Putri, E.I., Ekayani, M. (2017). Economy and environmental impact of oil palm plantation expansion (case study: Panyabungan village, Merlung Sub-Regency, West Tanjung Jabung Barat regency, Jambi. *Jurnal Ilmu Pertanian Indonesia*, 22(2): 115-126. <https://doi.org/10.18343/jipi.22.2.115>
- [23] Abdullah, I., Wan Mahmood, W.H., Md Fauadi, H.F., Ab Rahman, M.N., Mohamed, S.B. (2017). Sustainable manufacturing practices in Malaysian palm oil mills: Priority and current performance. *Journal of Manufacturing Technology Management*, 28(3): 278-298. <https://doi.org/10.1108/JMTM-09-2016-0128>
- [24] Syahza, A., Asmit, B. (2019). Regional economic empowerment through oil palm economic institutional development. *Management of Environmental Quality*, 30(6): 1256-1278. <https://doi.org/10.1108/MEQ-02-2018-0036>
- [25] Amin, F.A.M., Sukeri, N.A.S.M., Hasbullah, N., Jamaludin, N. (2019). Forecasting value at risk for Malaysian palm oil using monte Carlo simulation. *International Journal of Academic Research in Business and Social Sciences*, 9(9): 1253-1260. <http://dx.doi.org/10.6007/IJARBS/v9-i9/6418>
- [26] Izeppia, G.A.L., Dubois, J., Ballec, A., Soutelo-Maria, A. (2020). Economic risk assessment using Monte Carlo simulation for the production of azelaic acid and pelargonic acid from vegetable oils. *Industrial Crops and Products*, 150: 112411. <https://doi.org/10.1016/j.indcrop.2020.112411>
- [27] Verma, S.P. (2015). Monte Carlo comparison of conventional ternary diagrams with new log-ratio bivariate diagrams and an example of tectonic discrimination. *Geochemical Journal*, 49(4): 393-412. <https://doi.org/10.2343/geochemj.2.0364>
- [28] Mashur, D., Putri, Y.N. (2020) Strategy for sustainable village status improvement in kundur village kepulauan meranti district. *Iapa Proceedings Conference*, (S.I.): 577-588. <https://doi.org/10.30589/proceedings.2020.428>

Sustainability of the Palm Oil Industry: An Empirical Study of the Development of Sustainable Oil Palm in Bengkalis Regency, Indonesia

ORIGINALITY REPORT

23%
SIMILARITY INDEX

17%
INTERNET SOURCES

16%
PUBLICATIONS

3%
STUDENT PAPERS

PRIMARY SOURCES

1	discovery.researcher.life Internet Source	5%
2	Almasdi Syahza, Mitri Irianti, Suwondo, Besri Nasrul. "What's Wrong with Palm Oil, Why is it Accused of Damaging the Environment?", <i>Journal of Physics: Conference Series</i> , 2020 Publication	1%
3	journal.ugm.ac.id Internet Source	1%
4	www.researchgate.net Internet Source	1%
5	Indra Primahardani, Aras Mulyadi, Almasdi Syahza, Fajar Restuhadi. "Sustainability Strategy for Industrial Plantation Forest Management in Riau Province, Indonesia", <i>International Journal of Sustainable Development and Planning</i> , 2022 Publication	1%

6	Emil Azmanajaya, Chaterina A Paulus, Natalia Paranoan. "The Sustainability index of the provision of clean water treatment plants (IPAB) in supporting SDG 2030 programs for the availability and management of sustainable clean water in Soppeng Regency, South Sulawesi Province, Indonesia", Journal of Physics: Conference Series, 2020 Publication	1 %
7	publikasi.polije.ac.id Internet Source	1 %
8	www.jstage.jst.go.jp Internet Source	1 %
9	www.semanticscholar.org Internet Source	1 %
10	Sukuryadi, Nuddin Harahab, Mimit Primyastanto, Bambang Semedi. "Collaborative-based mangrove ecosystem management model for the development of marine ecotourism in Lembar Bay, Lombok, Indonesia", Environment, Development and Sustainability, 2020 Publication	1 %
11	asrjetsjournal.org Internet Source	1 %
12	almasdi.staff.unri.ac.id Internet Source	1 %

13 James Hellyward, Suyitman, Arif Rachmat. "The sustainability index of dairy cattle area in Padang Panjang City", IOP Conference Series: Earth and Environmental Science, 2019

Publication

1 %

14 Wiwik Widiati, Aras Mulyadi, Almasdi Syahza, Mubarak. "Analysis of Plantation Management Achievement Based on Sustainable Development", International Journal of Sustainable Development and Planning, 2020

Publication

<1 %

15 Tiara Yasinta, Mahawan Karuniasa. "Palm oil-based biofuels and sustainability In Indonesia: assess social, environmental and economic aspects", IOP Conference Series: Earth and Environmental Science, 2021

Publication

<1 %

16 eprints.undip.ac.id

Internet Source

<1 %

17 www.emeraldinsight.com

Internet Source

<1 %

18 3i-s-research.com

Internet Source

<1 %

19 Qingchen Zhang, Zhikui Chen. " A weighted kernel possibilistic -means algorithm based on cloud computing for clustering big data ",

<1 %

International Journal of Communication Systems, 2014

Publication

20

Suwondo, Darmadi, M Yunus. "The dynamic of urban and protected areas at Balai Raja Wildlife Reserve, Riau, Indonesia: a social ecology approach", IOP Conference Series: Earth and Environmental Science, 2018

Publication

<1 %

21

moam.info

Internet Source

<1 %

22

core.ac.uk

Internet Source

<1 %

23

Almasdi Syahza, Djaimi Backe, Brilliant Asmit. "Natural rubber institutional arrangement in efforts to accelerate rural economic development in the province of Riau", International Journal of Law and Management, 2018

Publication

<1 %

24

Almasdi Syahza. "The potential of environmental impact as a result of the development of palm oil plantation", Management of Environmental Quality: An International Journal, 2019

Publication

<1 %

25

Submitted to Institut Pertanian Bogor

Student Paper

<1 %

26

rigeo.org
Internet Source

<1 %

27

Adi Susilo. "The sustainable management design of oxbow lake to determine the factors in lake management in Buluh Cina village, Indonesia", *Journal of Science and Technology Policy Management*, 2020
Publication

<1 %

28

Submitted to Universitas Terbuka
Student Paper

<1 %

29

Submitted to Universitas Samudra
Student Paper

<1 %

30

Submitted to Universitas Islam Indonesia
Student Paper

<1 %

31

Almasdi Syahza, Brilliant Asmit. "Development of palm oil sector and future challenge in Riau Province, Indonesia", *Journal of Science and Technology Policy Management*, 2019
Publication

<1 %

32

Submitted to Macau University of Science and Technology
Student Paper

<1 %

33

N Fairuzia, B Krisnamurthi, A Rifin. "Analysis on sustainability status of cocoa plantation

<1 %

smallholders", IOP Conference Series: Earth and Environmental Science, 2020

Publication

34

Nur Afiani Ratnaningtyas, Widodo Farid Ma'ruf, Tri Winarni Agustini, Johannes Hutabarat, Sutrisno Anggoro. "Prospect and Adversity the Downstream of "Softbone Milkfish" in Semarang City, Indonesia", Aquatic Procedia, 2016

Publication

<1 %

35

cibgp.com

Internet Source

<1 %

36

N Santoso, Sutopo, R P Nugraha. "Analysis of sustainability ecosystem mangrove management in Pangkah Wetan and Pangkah Kulon Villages Area, Ujungpangkah District, Gresik Regency, East Java Province", IOP Conference Series: Earth and Environmental Science, 2019

Publication

<1 %

37

Duřan Husek, Hana Rezankova, Jirı Dvorsky. "Social Group Identification and Clustering", 2009 International Conference on Computational Aspects of Social Networks, 2009

Publication

<1 %

38

MA AlAmin, L Adrianto, T Kusumastanto, Z Imran, A Damar. "Sustainability status of bay

<1 %

management: case study in Jor Bay, East Lombok Regency, West Nusa Tenggara Province", IOP Conference Series: Earth and Environmental Science, 2022

Publication

39

hrmars.com

Internet Source

<1 %

40

jurnal.kemendagri.go.id

Internet Source

<1 %

41

www.emerald.com

Internet Source

<1 %

42

www.tutorsglobe.com

Internet Source

<1 %

43

József Kabók, Slobodan Radišić, Bogdan Kuzmanović. "Cluster analysis of higher-education competitiveness in selected European countries", Economic Research-Ekonomska Istraživanja, 2017

Publication

<1 %

44

Rosyani, Edison, Asmadi. "Study on sustainability status of smallholder oil palm plantations Jambi Province, Sumatra Indonesia", IOP Conference Series: Earth and Environmental Science, 2019

Publication

<1 %

45

gtg.webhost.uoradea.ro

Internet Source

<1 %

46

www.mdpi.com

Internet Source

<1 %

47

www.preprints.org

Internet Source

<1 %

48

Ridwan Manda Putra, Usman Muhammad Tang, Yusni Ikhwan Siregar, Thamrin Thamrin. "Sustainability analysis of the management of Lake Baru in Buluh Cina Village, Indonesia", Smart and Sustainable Built Environment, 2018

Publication

<1 %

49

M Apriyanto, Partini, H Mardesci, G Syahrantau, Yulianti. "The Role of Farmers Readiness in the Sustainable Palm Oil Industry", Journal of Physics: Conference Series, 2021

Publication

<1 %

50

Marzuki, Muhammad, I Wayan Nurjaya, Ari Purbayanto, Sugeng Budiharso, and Eddi Supriyono. "Sustainability Analysis of Mariculture Management In Saleh Bay of Sumbawa District", Environmental Management and Sustainable Development, 2014.

Publication

<1 %

51

Tzyy-Chyang Lu, Jyh-Ching Juang. "A region-based quantum evolutionary algorithm

<1 %

(RQEA) for global numerical optimization", Journal of Computational and Applied Mathematics, 2013

Publication

Exclude quotes Off

Exclude matches Off

Exclude bibliography On